

FOR LEASE

650 FROM ROAD

Paramus, NJ



**PROMINENT BUILDING SIGNAGE
AVAILABLE UP TO 200,000 SF**

SPACE **FEATURES**

- Largest Class A office availability in Paramus
- Adjacent to Route 17 and Garden State Parkway
- COVID-19 safety protocols implemented including State-of-the-art HVAC systems being installed
- Brand new full-service cafeteria
- State-of-the-art conferencing center
- Nearby retail & amenities, including Paramus Park Mall



FOR LEASE

650 FROM ROAD

Paramus, NJ



NEWLY **RENOVATED**

Café



Atrium Lobby




Outdoor Café Seating



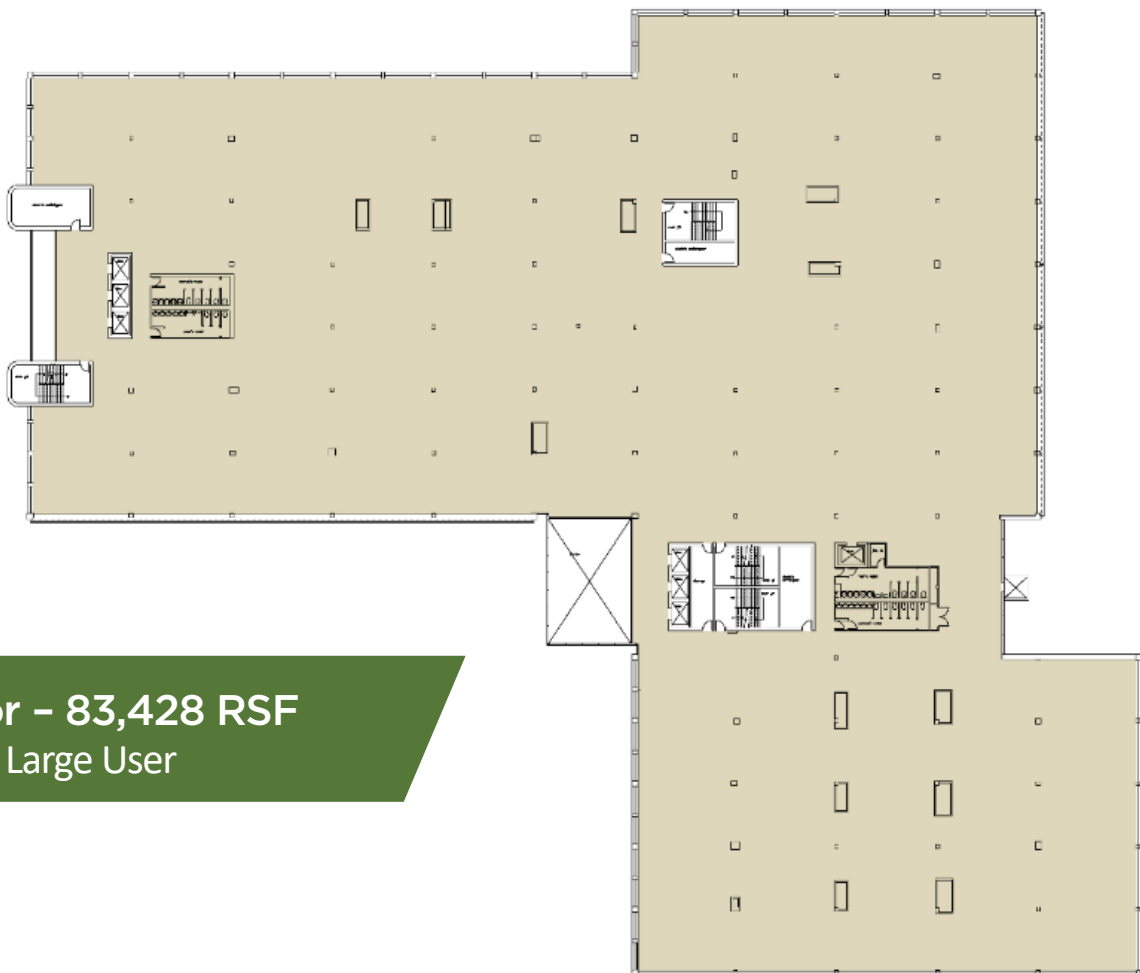
FOR LEASE

650 FROM ROAD

Paramus, NJ



FLOOR PLAN



5th Floor – 83,428 RSF
Full Floor Large User

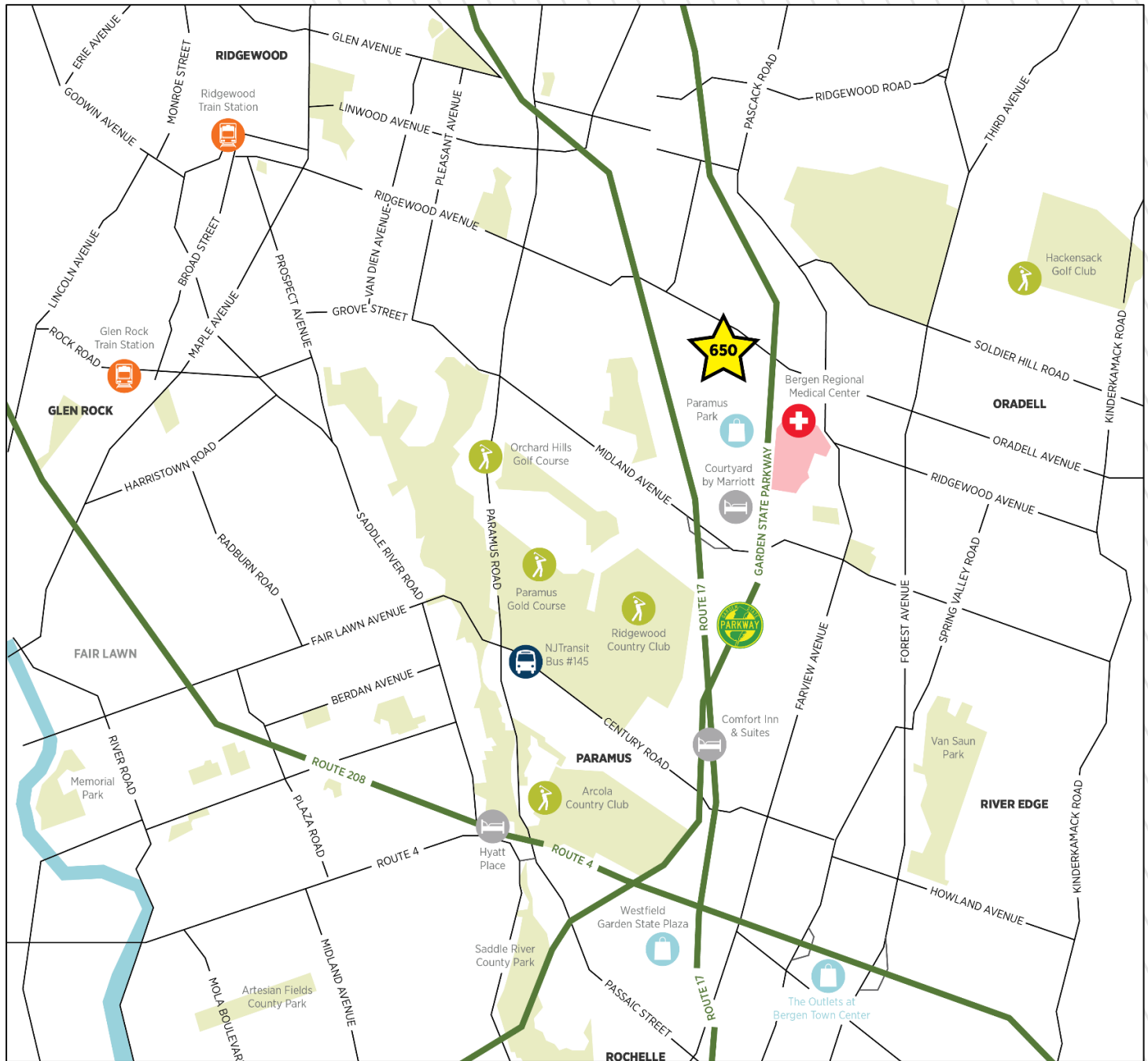
FOR LEASE

650 FROM ROAD

Paramus, NJ



LOCATION MAP



For more information, please contact:

DAVID DEMATTEIS

Executive Director

+1 201 460 3383

david.dematteis@cushwake.com

BEN BRENNER

Executive Director

+1 973 292 4617

ben.brenner@cushwake.com

MARK ZAZISKI

Senior Director

+1 201 508 5276

mark.zaziski@cushwake.com

CUSHMAN & WAKEFIELD OF NJ, LLC

1 Meadowlands Plaza,

East Rutherford, NJ 07073

cushmanwakefield.com



©2021 Cushman & Wakefield. All rights reserved. The information contained in this communication is strictly confidential. This information has been obtained from sources believed to be reliable but has not been verified. No warranty or representation, express or implied, is made as to the condition of the property (or properties) referenced herein or as to the accuracy or completeness of the information contained herein, and same is submitted subject to errors, omissions, change of price, rental or other conditions, withdrawal without notice, and to any special listing conditions imposed by the property owner(s). Any projections, opinions or estimates are subject to uncertainty and do not signify current or future property performance.